






Local Water Quality Assessment Worksheet

Materials needed to complete this challenge are available from the Civic Garden Center. Please reach out to the Green Teens Team at greenteens@civicgardencenter.org for more information.

	Sample 1	Sample 2	Sample 3
Source			
Location			
Date			
Time			
Surroundings (Indoor or Outdoor? Is there wildlife around? What material are the pipes?)			
Color			
Temperature (°C and °F)			



<p>Turbidity Units – NTU (Tap Water = 1 NTU)</p>			
<p>pH Units – ppm</p>			
<p>Electric Conductivity Units – ppm</p>			
<p>PathoScreen Field Kit Results (Positive Results- Solution turned black or formed black precipitate. Negative Results- Solution stayed yellow/no change)</p>			
<p>Microscope Drawing Magnification: _____ x</p>			

What are your overall findings? What conclusions can you draw based on your data?

