




Green Teens CHALLENGE

Budding Naturalist Worksheet

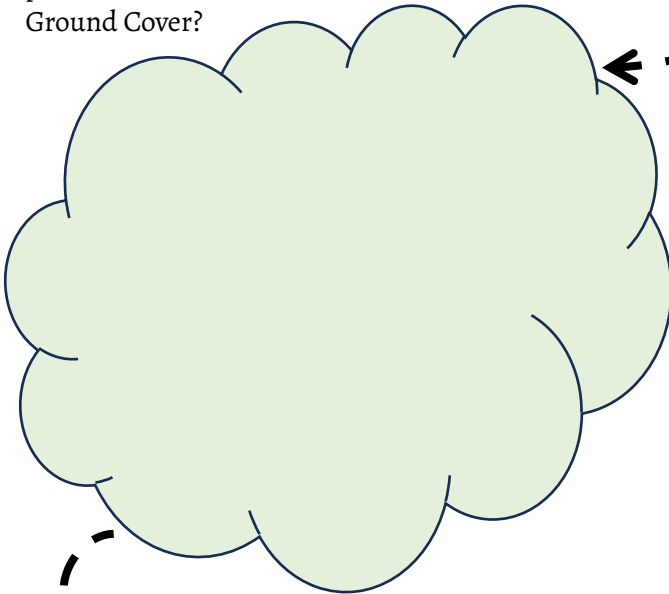
Your challenge is to lead a guided walk through a natural area while pointing out interesting plants and features and explaining the significance of the space. You are asked to plan, deliver, and reflect on the tour experience. The tour does not need to be in the woods, **but it should be outdoors.**

Answer these questions to help you think about your space in different ways and help you plan your tour. Some of the people you will be talking to may have never been to your space before, let alone thought about it in a special way. Use this sheet to write down ideas about what you may want to share with your group. **Think, what makes this area, or these plants, so special?**


1. Is this area noisy? Quiet? Light? Dark? Wet? Dry?
Describe it in short (1-3 word) phrases.



2. Are there any unique features? Does this area support any specific wildlife? What insects, birds, reptiles, mammals, etc. might like this habitat? What plants are in this area? Trees? Flowers? Invasives? Ground Cover?



3. What do you like about this space?



Now that you have brainstormed, it is time to write down your major talking points for your tour. Your tour should highlight key features and plants of the area you plan to talk about.

Now it is time to give your tour! You are the lead naturalist of this space, knowledgeable about the ecology and what people may find when exploring here. Take a group of your fellow students, family members, or friends on a walk of your chosen area and tell them all about it! **Remember have one of them take at least 3 photos of you during the tour to include in your submission.**

After you have given your tour, reflect on the experience. How was the planning process? What is one thing that went well? What is one thing that you could improve on?